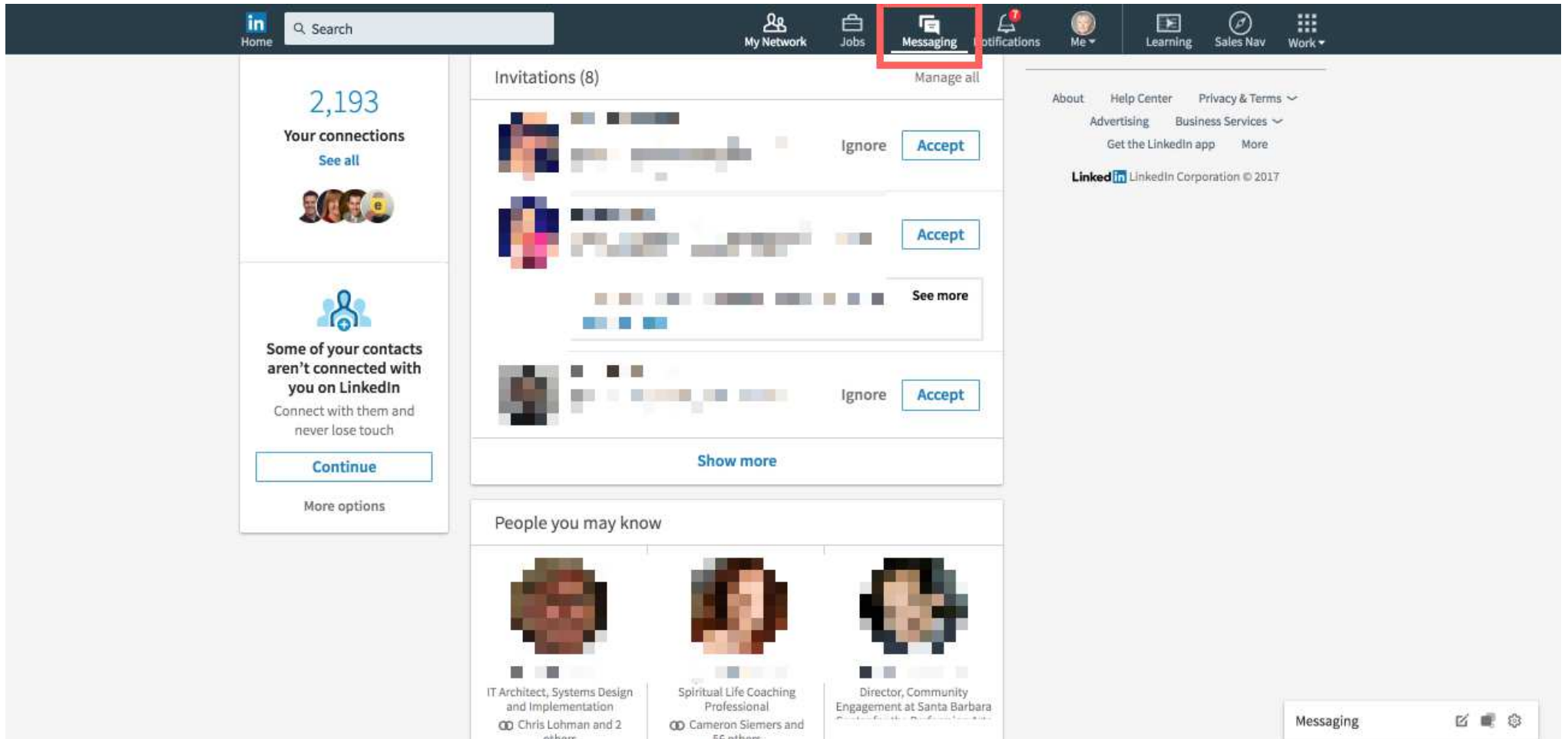





Step 1: Go to your LinkedIn Home Page.

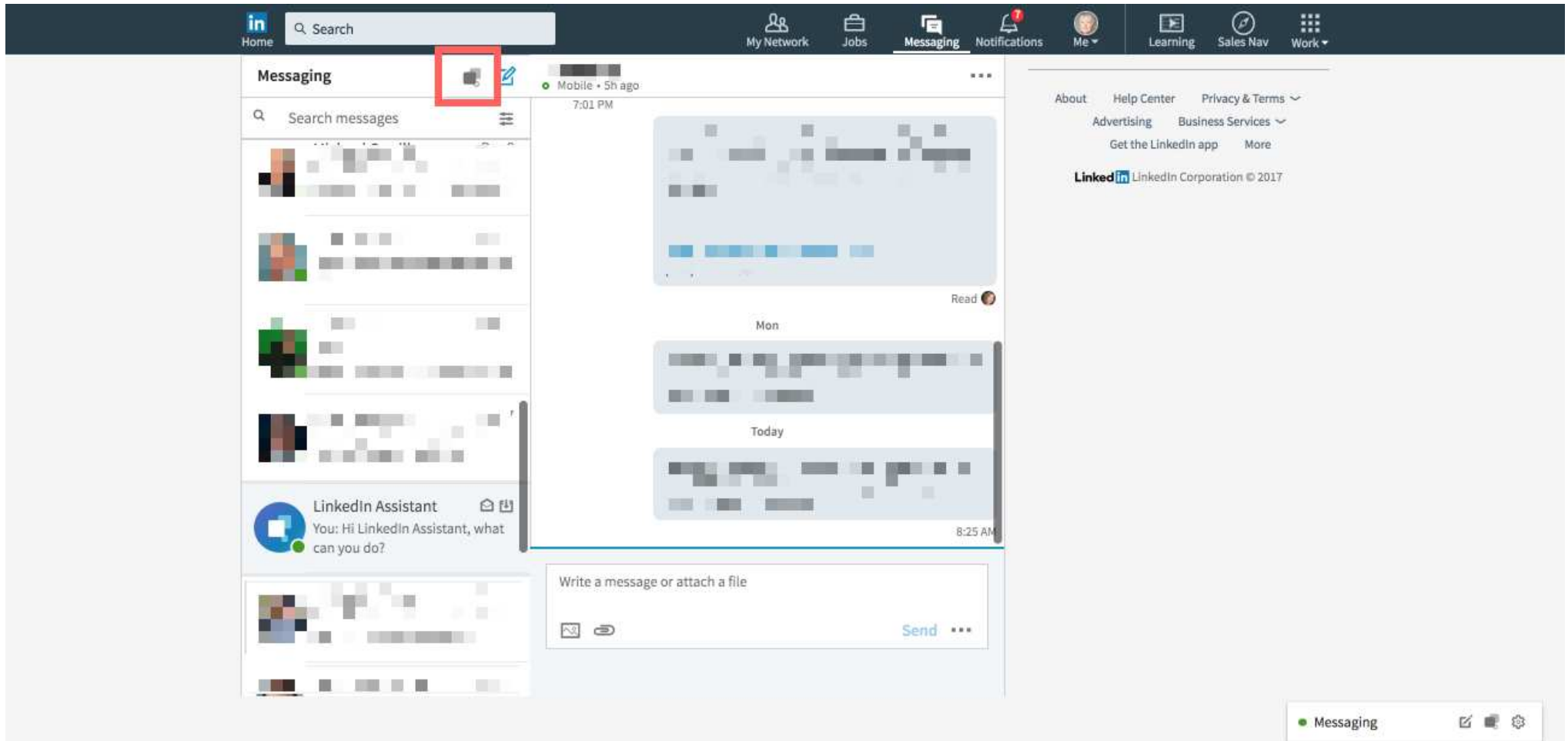
The screenshot displays the LinkedIn Home Page. At the top, there is a navigation bar with the LinkedIn logo, a search bar, and icons for My Network, Jobs, Messaging, Notifications, Learning, Sales Nav, and Work. Below the navigation bar, the main content area is divided into three columns. The left column shows a profile card for a Premium member with 168 profile views and 466 post views. The middle column features a post from 'LinkedIn Daily Rundown (India)' with the text 'What kind of advice do students seek from thought leaders? Our Campus Editor and LinkedIn Top Voice Nirmit Shah weighs in.' and a video player titled 'TOP VOICES'. The right column contains a section titled 'What people are talking about now' with a list of trending news items, including 'Republicans say tax deal finalized' and 'Alabama: What it means for tax reform'. At the bottom right, there is a 'Your 4-minute Daily Bite' section with a video player and a 'Be a better Business Strategist' article. The footer includes links for About, Help Center, Privacy & Terms, Advertising, Business Services, and the LinkedIn app, along with the copyright notice 'LinkedIn Corporation © 2017'.


 Step 2: Click Messaging.

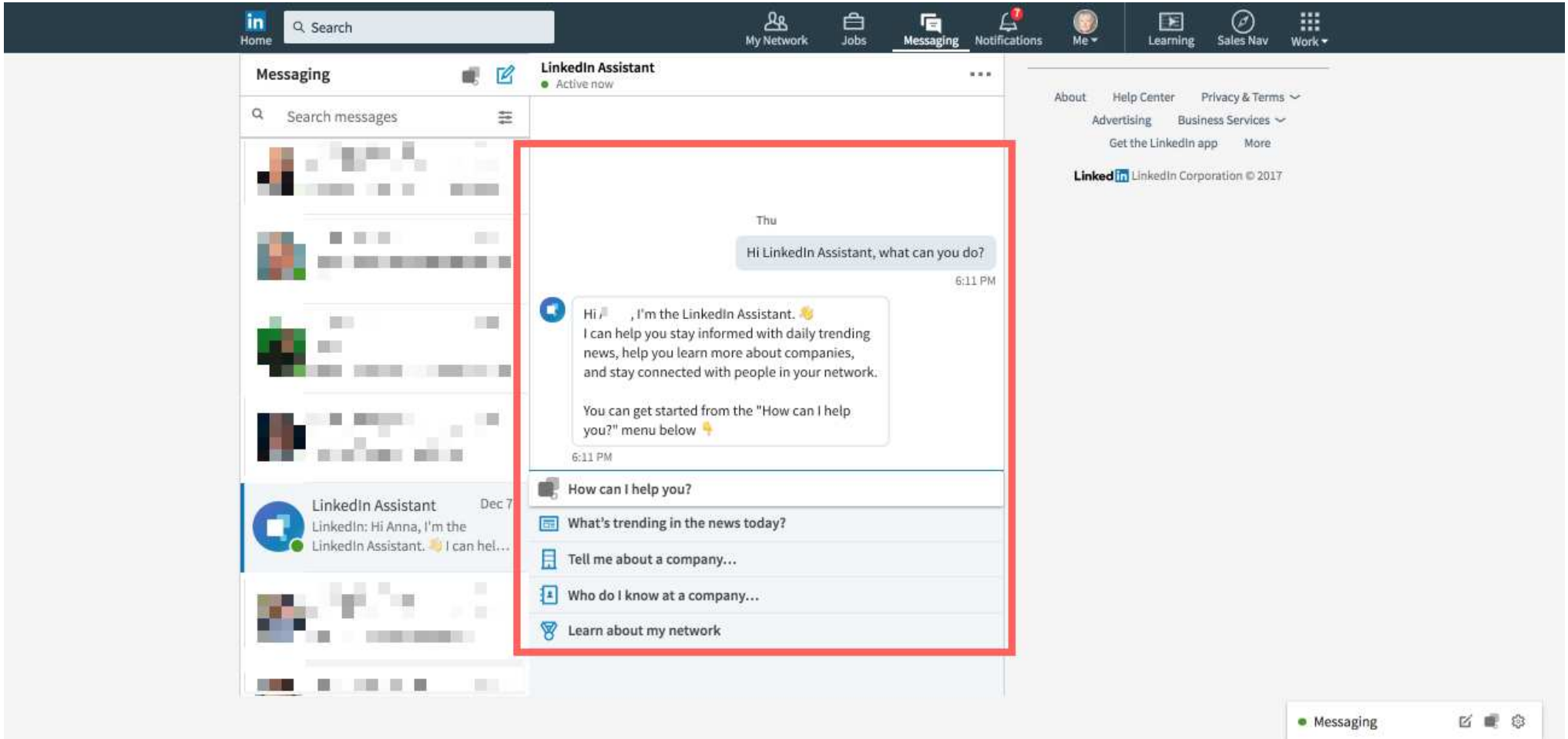


The screenshot shows the LinkedIn home page interface. At the top, there is a dark navigation bar with icons for Home, Search, My Network, Jobs, Messaging (highlighted with a red box), Notifications, Me, Learning, Sales Nav, and Work. Below the navigation bar, the main content area is divided into several sections. On the left, there is a 'Your connections' section showing 2,193 connections and a 'Some of your contacts aren't connected with you on LinkedIn' section with a 'Continue' button. The central part of the page features an 'Invitations (8)' section with 'Accept' and 'Ignore' buttons for each invitation, and a 'People you may know' section with profile cards for Chris Lohman, Cameron Siemers, and a Director at Santa Barbara. The right side of the page contains a footer with links for About, Help Center, Privacy & Terms, Advertising, Business Services, and Get the LinkedIn app. A 'Messaging' button is visible in the bottom right corner of the page.


 **Step 3:** Click on the square icon to the right of Messaging. Notice, there is a message from your new LinkedIn Assistant in your message scroll.



 **Step 4** Click on the message and see send her a message. *Hi LinkedIn Assistant, what can you do?* Note her response and the choices you can choose from below.



The screenshot shows the LinkedIn Assistant chat interface. The top navigation bar includes Home, Search, My Network, Jobs, Messaging, Notifications, Me, Learning, Sales Nav, and Work. The main chat area shows a conversation with LinkedIn Assistant. A message from the user, "Hi LinkedIn Assistant, what can you do?", is highlighted with a red box. The assistant's response is also highlighted with a red box and includes the following text:


Hi , I'm the LinkedIn Assistant. 🌟  
I can help you stay informed with daily trending news, help you learn more about companies, and stay connected with people in your network.

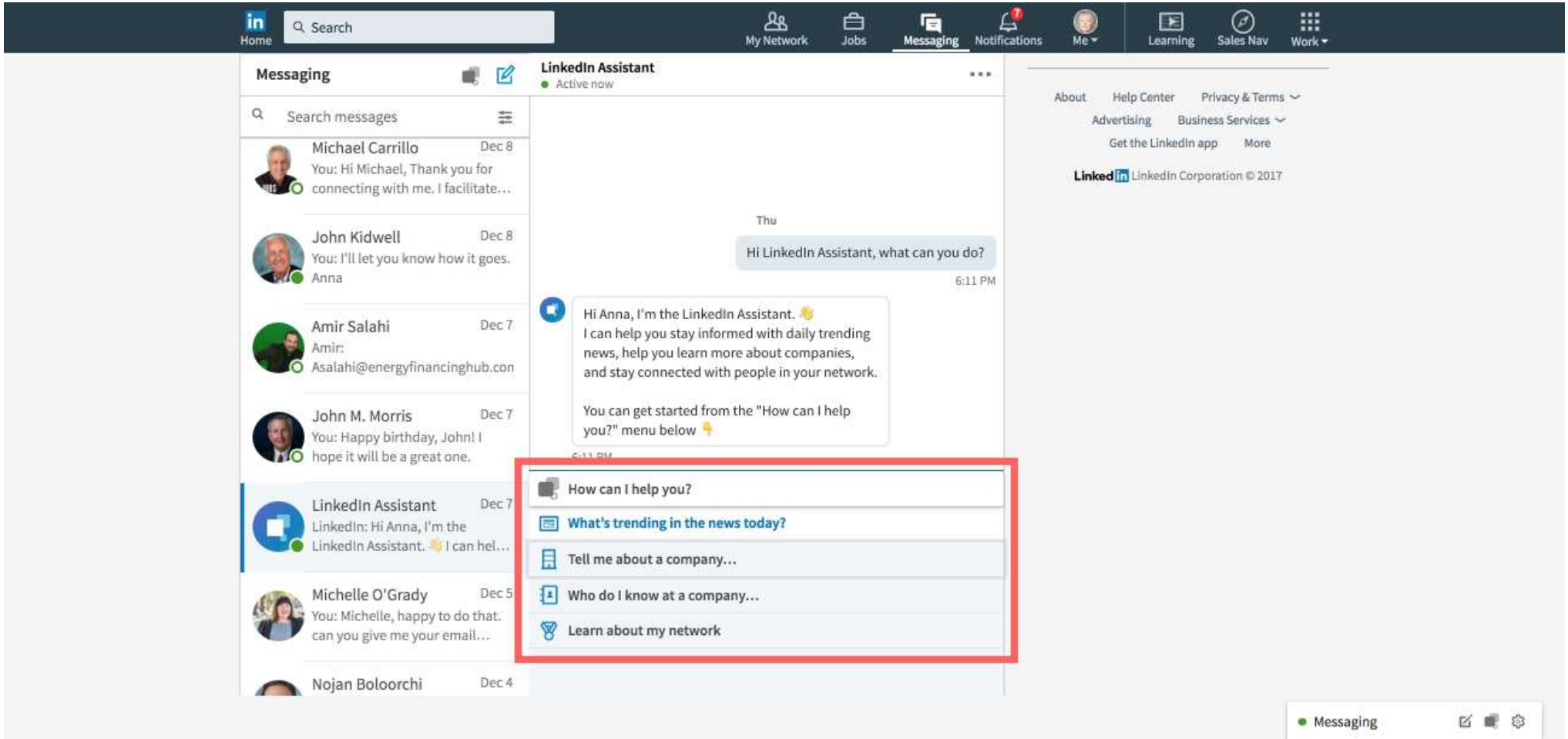
You can get started from the "How can I help you?" menu below 🌟

Below the response, there is a list of suggested actions:

- How can I help you?
- What's trending in the news today?
- Tell me about a company...
- Who do I know at a company...
- Learn about my network

The right sidebar contains links for About, Help Center, Privacy & Terms, Advertising, Business Services, Get the LinkedIn app, and More. The footer of the sidebar shows the LinkedIn logo and "LinkedIn Corporation © 2017".

 **Step 5** You can click What's trending, Tell me about a company..., who do I know at a company or learn about my network. This can be handy, if you have it, give it a whirl.



The screenshot shows the LinkedIn Assistant interface. On the left is a 'Messaging' sidebar with a list of recent messages from various contacts. The main chat window on the right shows a conversation with the LinkedIn Assistant, which is 'Active now'. A user has sent the message: 'Hi LinkedIn Assistant, what can you do?'. The assistant has responded: 'Hi Anna, I'm the LinkedIn Assistant. I can help you stay informed with daily trending news, help you learn more about companies, and stay connected with people in your network. You can get started from the "How can I help you?" menu below'. A red box highlights a menu of suggestions that appears below the assistant's response:

- How can I help you?
- What's trending in the news today?
- Tell me about a company...
- Who do I know at a company...
- Learn about my network



**Step 6** Test each one and see if LinkedIn provides you with insight and potential connections you can make. Remember, this is new so if it's a bit glitchy, give her some slack. She's just warming up.

The screenshot shows the LinkedIn Assistant chat interface. The top navigation bar includes Home, Search, My Network, Jobs, Messaging, Notifications, Me, Learning, Sales Nav, and Work. The main chat area is titled "LinkedIn Assistant" and shows a conversation with a user named Anna. The assistant's message reads: "Hi Anna, I'm the LinkedIn Assistant. I can help you stay informed with daily trending news, help you learn more about companies, and stay connected with people in your network. You can get started from the 'How can I help you?' menu below". A red box highlights the "How can I help you?" button in the chat input area. The right sidebar contains links for About, Help Center, Privacy & Terms, Advertising, Business Services, Get the LinkedIn app, and More, along with the LinkedIn logo and copyright information.





Click *Who do I know at a company...*

The screenshot displays the LinkedIn Assistant chat interface. At the top, there's a navigation bar with icons for Home, Search, My Network, Jobs, Messaging, Notifications, Me, Learning, Sales Nav, and Work. The main chat area is titled 'LinkedIn Assistant' and shows a conversation. A user asks, 'Hi LinkedIn Assistant, what can you do?'. The assistant responds: 'Hi Anna, I'm the LinkedIn Assistant. I can help you stay informed with daily trending news, help you learn more about companies, and stay connected with people in your network. You can get started from the "How can I help you?" menu below'. Below the response, there are several suggested actions: 'How can I help you?', 'What's trending in the news today?', 'Tell me about a company...', 'Who do I know at a company...', and 'Learn about my network'. The 'Who do I know at a company...' option is highlighted with a green box. The left sidebar shows a list of messages from other users, including Michael Carrillo, John Kidwell, Amir Salahi, John M. Morris, Michelle O'Grady, and Nojan Bolorchi. The right sidebar contains links for About, Help Center, Privacy & Terms, Advertising, Business Services, and Get the LinkedIn app.



Click *How can I help you?*

The screenshot displays the LinkedIn Assistant chat interface. At the top, there is a navigation bar with icons for Home, Search, My Network, Jobs, Messaging, Notifications, Me, Learning, Sales Nav, and Work. The main content area is divided into three sections: a list of messages on the left, a chat window in the center, and a footer on the right. The chat window shows a conversation with the LinkedIn Assistant. A green box highlights the 'How can I help you?' button at the bottom of the chat window.

**Message List:**

- Michael Carrillo (Dec 8): You: Hi Michael, Thank you for connecting with me. I facilitate...
- John Kidwell (Dec 8): You: I'll let you know how it goes. Anna
- Amir Salahi (Dec 7): Amir: Asalahi@energyfinancinghub.com
- John M. Morris (Dec 7): You: Happy birthday, John! I hope it will be a great one.
- LinkedIn Assistant (Dec 7): LinkedIn: Hi Anna, I'm the LinkedIn Assistant. I can hel...
- Michelle O'Grady (Dec 5): You: Michelle, happy to do that. can you give me your email...
- Nojan Boloorch (Dec 4):

**Chat Window:**

Thu

Hi LinkedIn Assistant, what can you do? (6:11 PM)

Hi Anna, I'm the LinkedIn Assistant. 🌟 I can help you stay informed with daily trending news, help you learn more about companies, and stay connected with people in your network.

You can get started from the "How can I help you?" menu below 🌟

6:11 PM

Type a message or name to find connections

**How can I help you?**

Messaging





That's it. You're done.

The screenshot shows the LinkedIn Assistant chat interface. At the top, there's a navigation bar with icons for Home, Search, My Network, Jobs, Messaging, Notifications, Me, Learning, Sales Nav, and Work. The main chat area is titled "LinkedIn Assistant" and shows a conversation with a user named Anna. The user's message is "Hi LinkedIn Assistant, what can you do?". The assistant's response is "Hi Anna, I'm the LinkedIn Assistant. I can help you stay informed with daily trending news, help you learn more about companies, and stay connected with people in your network. You can get started from the 'How can I help you?' menu below". Below the assistant's response is a menu with four options: "How can I help you?", "What's trending in the news today?", "Tell me about a company...", and "Who do I know at a company...". The "Learn about my network" option is highlighted with a red box. The left sidebar shows a list of messages from other users, including Michael Carrillo, John Kidwell, Amir Salahi, John M. Morris, Michelle O'Grady, and Nojan Bolorchi. The right sidebar contains links for About, Help Center, Privacy & Terms, Advertising, Business Services, Get the LinkedIn app, and More, along with the LinkedIn logo and copyright information.